


# KIRAY 300

## Infrared thermometer

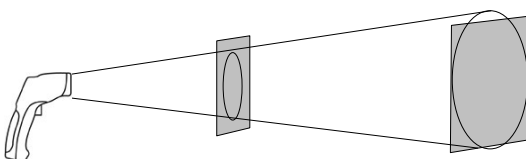
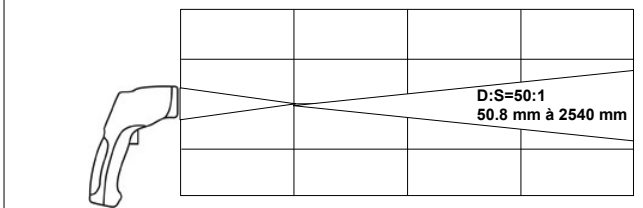
**New**



Supplied with thermocouple K probe

### Distance from the target

<b>Distance</b>	1270	2540	3810	mm
<b>Diameter</b>	25.4	50.8	76.2	mm



**YES**

**NO**

Please make sure that the target is larger than the size of the laser sighting.

Infrared thermometer **Kiray 300** is a thermometer used to diagnose, inspect and check any temperature. Thanks to its elaborated optical system with a dual laser sighting, it allows easy and accurate measurements of little distant targets. The **KIRAY 300** instrument has an internal memory which can save up to 100 measurements. Compatible with thermocouple K probe.

### Technical features

#### Instrument features

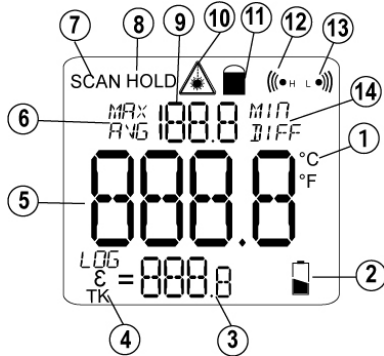
- Spectral response**.....8 - 14  $\mu$ m
- Optical**.....D.S : 50:1 (50.8 mm at 2540 mm)
- Temperature range**.....From -50 to +1850°C
- Accuracy\***.....From -50 to +20°C :  $\pm 3^\circ\text{C}$   
From +20 to +500°C :  $\pm 1\% \pm 1^\circ\text{C}$   
From +500 to +1000 °C :  $\pm 1.5\%$   
From +1000 to +1850°C :  $\pm 2\%$
- Infrared repeatability**.....From -50 to +20°C :  $\pm 1.5^\circ\text{C}$   
From +20 to +1000°C :  $\pm 0.5\%$  or  $\pm 0.5^\circ\text{C}$   
From +1000 to +1850°C :  $\pm 1\%$
- Display resolution**.....0.1°C
- Response time**.....150 ms
- Emissivity**.....Adjustable from 0.10 to 1.0 (pre-set at 0.95)
- Over range indication** .....Display indication : « --- »
- Dual laser sighting**.....Wavelength : from 630 nm to 670 nm  
Output < 1mW, Class 2 (II)
- Positive or negative temperature indication**.....Automatic (no indication for a positive temperature)  
(-) sign for a negative temperature
- Display**.....3 lines, 4 digits with backlighted display  
LCD
- Auto-extinction**.....Automatic after 7 seconds of inactivity
- High/low alarm**.....Flashing signal on display and beep signal with adjustable thresholds
- Power supply**.....Alkaline 9V battery
- Autonomy**.....95 h (inactive laser and backlight)  
15 h (active laser and backlight)
- Use temperature**.....From 0 to +10°C for a short period  
From +11 to +50 °C for a long period
- Storage temperature**.....From -10°C to +60°C
- Relative humidity**.....From 10 to 90%RH in operating mode and lower than 80%RH in storage
- Dimensions**.....200 x 140 x 50 mm
- Weight**.....320 g (included battery)
- Memory**.....100 temperature values

\*Accuracy for an ambient temperature from 23 to 25°C (with a relative humidity lower than 80% RH)

#### Thermocouple K probe features

- Temperature range**.....From -40 to 400°C
- Display range**.....From -50 to +1370°C
- Resolution**.....0.1°C
- Accuracy**..... $\pm 1.5\%$  of reading  $\pm 3^\circ\text{C}$
- Cable length**.....1 m

## Display



- 1 - Unit of measurement (°C / °F)
- 2 - Low battery indicator
- 3 - LOG value (recorded value), EMS (emissivity) and TK (K thermocouple probe)
- 4 - LOG, EMS, TK indicator
- 5 - Temperature value
- 6 - MAX and AVG (average) indicator
- 7 - Current measurement indicator
- 8 - HOLD (fixed measurement) indicator
- 9 - MAX, MIN, AVG, DIF value
- 10 - Laser operation indicator
- 11 - Continuous measurement indicator
- 12 - High alarm indicator
- 13 - Low alarm indicator
- 14 - MIN and DIF (difference between MIN and MAX values) indicator

## KIRAY 300 instrument buttons



- 1 - Up button. It allows to increment emissivity and high and low alarm thresholds and to go to the following recorded value. It also allows to navigate between MAX, MIN, AVG and LOG.
- 2 - Backlight/laser button. It allows to activate or to deactivate laser backlight of the screen. You can also saved a value.
- 3 - Mode button. It allows to navigate through the modes (MAX and MIN values, DIF and AVG, emissivity, high and low alarms, unit of measurement).
- 4 - Down button. It allows to decrement emissivity and high and low alarm thresholds and to go to the following recorded value. It also allows to navigate between MAX, MIN, AVG and LOG.

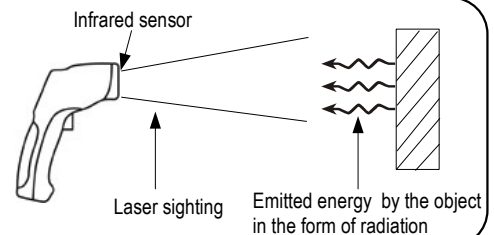
## Supplied with

- Transport case
- User manual
- K thermocouple probe
- Tripod




## Infrared thermometer, how does it work?

Infrared thermometers can measure the surface temperature of an object. Its optic lens catches the energy emitted and reflected by the object. This energy is collected and focused onto a detector. This information is displayed as temperature. The laser pointer is only used to aim at the target.



## KIRAY 300 instrument description



## CE Certification



This device meets with following standards' requirements.

- EN 50081-1 : 1992, Electromagnetic compatibility, Part 1
- EN 50082-1 : 1992, Electromagnetic compatibility, Part 2

[www.kimo.fr](http://www.kimo.fr)



EXPORT DEPARTMENT

Tel : + 33. 1. 60. 06. 69. 25 - Fax : + 33. 1. 60. 06. 69. 29

e-mail : [export@kimo.fr](mailto:export@kimo.fr)

Distributed by :

زیست تجهیز پویش

(سهامی خاص)



آدرس: تهران، خ مطهری، خ فجر، ک افشار، پ ۱۶، ط ۱

تلفن: ۸۸۸۲۷۷۲۳ - ۸۸۸۲۶۸۷۵ - فکس: ۸۸۸۲۶۷۹۱

پست الکترونیکی: [info@PooyeshEnviro.ir](mailto:info@PooyeshEnviro.ir)